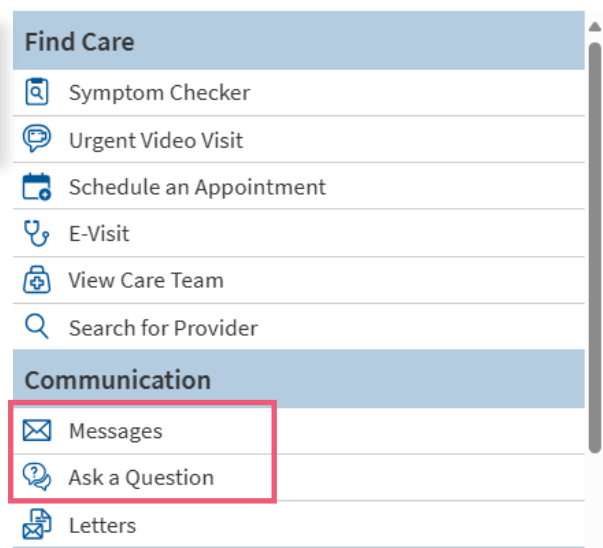
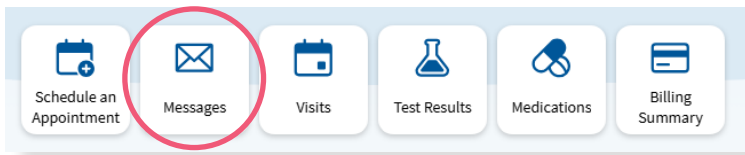


MyChart - Sending Messages

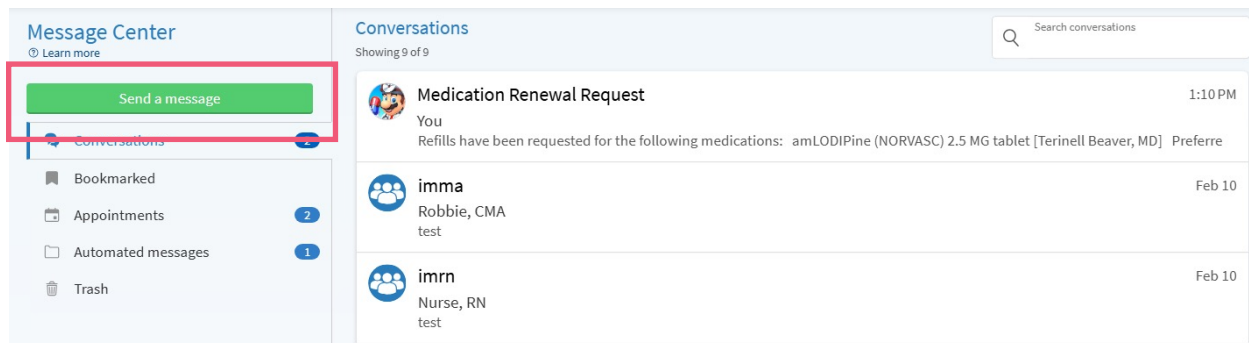
MyChart allows secure messaging between providers and patients including prescription refill requests.



To send a message to your provider in MyChart, click on the **"Messages"** button from the home page or select **"Message"** or **"Ask a Question"** from the Main Menu drop down. This will take you to the **Message Center**.



From the Message Center, you can access previous conversations with your provider. Choose **"Send a message"** to send a new message.



25-0562

You will be prompted to select the type of message you need to send.



New message

What would you like to do?

- Refill a medication**
Request a refill for a prescription from your Medications list. →
- Schedule an appointment**
Request or schedule an appointment with a member of your care team from the Scheduling activity. →
- Ask a medical question**
You have a simple medical question that doesn't require an immediate response. →
- Ask a customer service question**
You have a question for customer service about insurance or another concern. →
- Start an E-Visit**
Receive medical care for a common problem by answering a few questions. →

You can also request a prescription refill, schedule an appointment, start an E-visit or inquire with customer service regarding insurance or any other concern.

After selecting a prompt, enter your Subject and Message and click **“Send.”**

← Non-Urgent Medical Question

To Office of Immd Testnet, MD

Call 911 if you have an emergency. [Learn more](#)

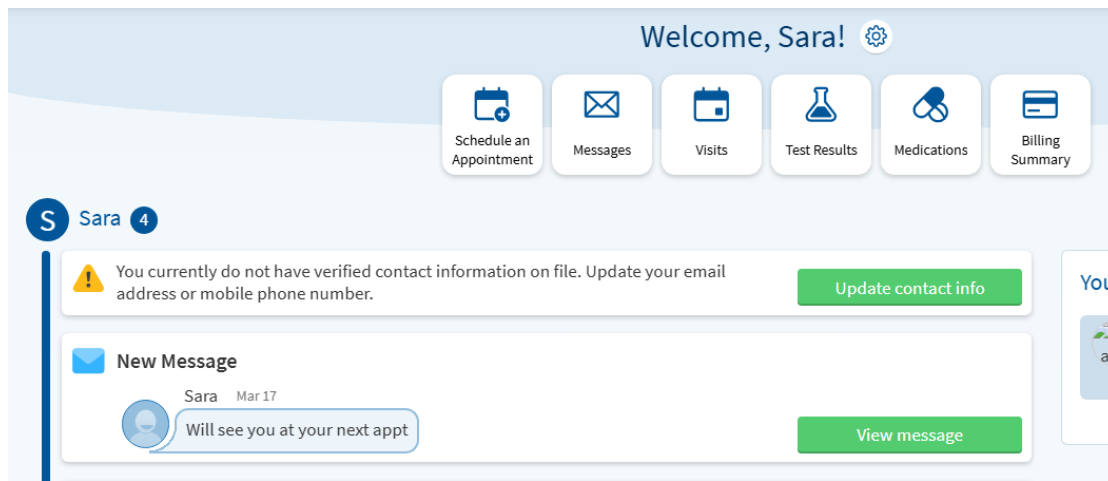
* Subject

* Enter your message...

Discard Attach

Send →

Messages from your doctor's office will appear on your home page and in the Message Center.



Previous messages can be viewed in the Message Center as **“Conversations.”**

